

Heavy Vehicle Written Test

What is the maximum height allowed of a heavy vehicle except a livestock or car carrier or a double-decker bus?

- ☐ 4.5 metres
- ☐ 3.9 metres
- ✓ ☒ 4.3 metres
- ☐ 4.9 metres

i The maximum height of a heavy vehicle (not including a livestock or car carrier or a double decker bus) is 4.3 metres.


What is the minimum rest period for a solo driver of a fatigue regulated heavy vehicle in any 24 hour period, who is operating under standard work and rest arrangements?

- ☐ 8 continuous hours
- ✓ ☒ 7 continuous hours
- ☐ 6 continuous hours
- ☐ 12 continuous hours

i In any 24-hour period, a solo driver of a fatigue regulated heavy vehicle, working under standard work and rest arrangements, must not work more than 12-hours and must have a minimum 7-continuous hours stationary rest time after reaching this 12-hour limit.


Can the licensed driver of a heavy combination vehicle legally drive a heavy rigid vehicle?

- ☐ Only at daytime
- ✓ ☒ Yes
- ☐ Only if empty
- ☐ No

 A HC licence permits a driver to drive HC, HR, MR, LR or C class vehicles.


What is the maximum speed limit (unless signposted otherwise) for a vehicle over 12 tonnes Gross Vehicle Mass?

- ☐ 60 kilometres per hour
- ☐ 10 kilometres per hour under the signed speed limit
- ✓ ☒ 100 kilometres per hour

 The maximum speed limit for a vehicle over 12 tonnes GVM is 100km/h. This applies even where signs indicate that the speed limit is 110km/h.

Where should portable warning devices be placed when a vehicle has broken down?

- ☐ On the roof of the vehicle
- ☐ In front of all drivers side tyres
- ✓ ☒ At front, road side and rear of the vehicle
- ☐ Front and rear only

 If a vehicle has broken down, portable warning triangles must be displayed in front, on the road side and at the rear of the vehicle.


If you have an open driver licence (and do not hold driver accreditation), when are you required to carry your driver licence?

- ☐ During daylight hours
- ☐ Only when the vehicle exceeds 80 kilometres per hour
- ☐ At all times when driving
- ✓ ☒ When driving a vehicle with a Gross Vehicle Mass exceeding 4.5 tonnes

 The driver of a heavy vehicle (4.5 tonne GVM or more) must have their driver licence with them while driving.


What is the maximum allowable width of a vehicle over 4.5 tonnes Gross Vehicle Mass not including mirrors and signalling devices?

- ☐ 2.8 metres
- ☐ 3.2 metres
- ✓ ☒ 2.5 metres
- ☐ 3.0 metres

 The maximum width of a vehicle (not including signalling and warning devices) is 2.5 metres.


A heavy vehicle includes any motor vehicle greater than?

- ✓ ☒ 4.5 tonnes Gross Vehicle Mass
- ☐ 3.5 tonnes Gross Vehicle Mass
- ☐ 4.2 tonnes Gross Vehicle Mass
- ☐ 6.0 tonnes Gross Vehicle Mass

 A heavy vehicle means a vehicle with a GVM of 4.5 tonnes or more.


If you are required to carry portable warning signs, how many do you require?

- ☐ 4
- ☐ 2
- ☐ 7
- ✓ ☒ 3

 A vehicle weighing more than 12 tonnes, must carry three portable triangular, reflectorised warning signs.


Does a school bus have to operate flashing warning lights when picking up and setting down passengers?

- ☐ Yes, when road conditions are bad
- ✓ ☒ Yes
- ☐ No

 The driver of a school bus must flash its warning lights when children are being picked up or set down.

Can any vehicles display at the rear, a sign - 'DO NOT OVERTAKE TURNING VEHICLE'?

- ✓ ☒ No. Only vehicles 7.5 metres or over in length
- ☐ Yes
- ☐ No. Only vehicles not fitted with flashing lamp signalling devices

 Only vehicles 7.5m in length or longer are permitted to display a 'DO NOT OVERTAKE TURNING VEHICLE' sign.

In the event of a load falling from a vehicle onto a road, who is responsible for its removal?

- ✓ ☒ The driver of the vehicle
- ☐ The general public
- ☐ The Local Authority or Council
- ☐ The owner of the vehicle

i If something which may be a safety hazard falls onto the road from a vehicle, it is the responsibility of the driver to remove it from the road as soon as this can be done safely.

When travelling outside a built up area and not in a road train area what is the minimum distance to be maintained between long vehicles?

- ☐ 10 metres for every 10 kilometres per hour you are travelling
- ☐ 100 metres
- ✓ ☒ 60 metres

i The driver of a long vehicle must drive at least 60m behind another long vehicle when travelling on a single lane road outside a built up area. In road train areas the minimum following distance is 200m.


What is the maximum speed limit (unless signposted otherwise) for heavy vehicles in a built-up area?

- ☐ 60 kilometres per hour
- ☐ 10 kilometres per hour under the signed speed limit
- ☐ 40 kilometres per hour
- ✓ ☒ 50 kilometres per hour

i The maximum speed limit in a built-up area is 50km/h unless there are signs indicating a different speed limit. This applies to all vehicles.


The driver of a heavy vehicle, or long vehicle must not park for more than one hour in a built-up area unless -

- ☐ It is after 5 p.m. and before 8 a.m.
- ✓ ☒ A sign permits otherwise or if actively involved in loading or unloading
- ☐ No other vehicles are close by

 The driver of a heavy vehicle or a long vehicle must not park for more than one hour in a built-up area unless a sign permits otherwise.


When loading freight containers, they should be secured to the vehicle by -

- ☐ Tarpaulin over top of container and secured to the vehicle
- ☐ Rope over top of container and secured to the vehicle
- ✓ ☒ Twist locks to secure all four corners of the container

 When carrying freight containers the safest way of securing them is by using twist locks that secure the four corners to the vehicle.


Which vehicles are required to carry portable warning devices?

- ☐ Vehicles over 4.3 metres in height
- ✓ ☒ Vehicles over 12 tonnes Gross Vehicle Mass
- ☐ None
- ☐ All heavy vehicles

 A vehicle (including a combination of vehicle and trailer) weighing more than 12 tonnes, must carry three portable triangular, reflectorised warning signs.


Is it compulsory to wear seat belts in a heavy vehicle?

- ☐ Sometimes
- ✓ ☒ Yes, if fitted
- ☐ No

 A driver or passenger on a seat fitted with a seatbelt must wear the seatbelt when the vehicle is moving or stationary but not parked. This applies to all motor vehicles.

Which vehicles are required to carry portable warning devices?

- ✓ ☒ Vehicles over 12 tonnes Gross Vehicle Mass
- ☐ Vehicles over 4.3 metres in height
- ☐ None
- ☐ All heavy vehicles

 A vehicle (including a combination of vehicle and trailer) weighing more than 12 tonnes, must carry three portable triangular, reflectorised warning signs.